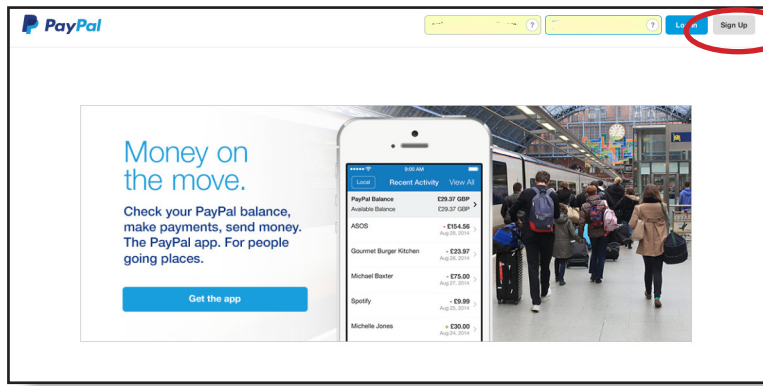


# HOW TO PAY SEALS SWIMMING Ltd USING PAYPAL!

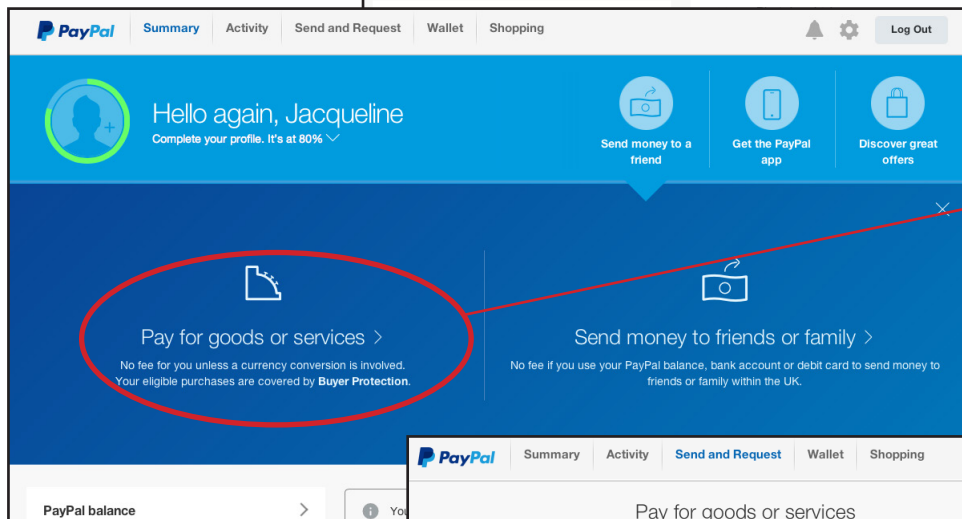
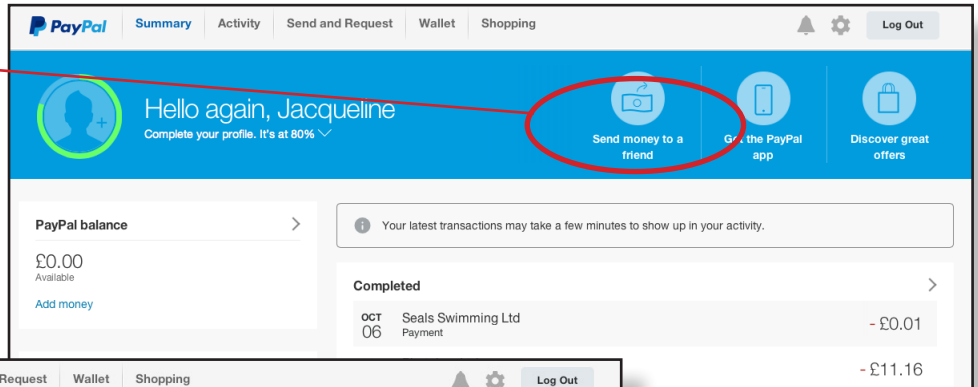
Go to [www.paypal.com](http://www.paypal.com)



1. **LOG IN** or **CREATE AN ACCOUNT** if you dont have one, just a few simple steps taking minutes, you will need your name, address, mobile number (for security checks) and later on your bank card details. Thats it!

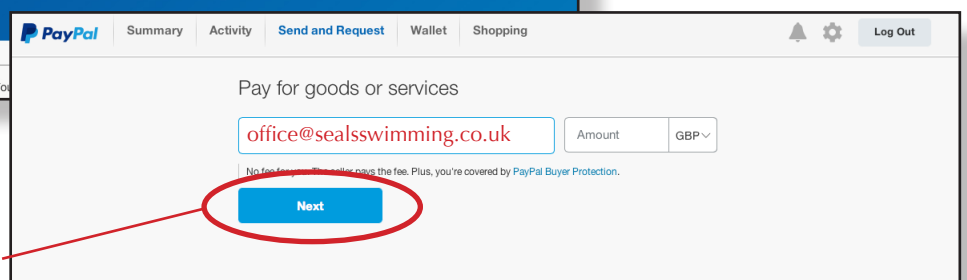
See our [HOW TO OPEN A PAYPAL ACCOUNT](#) help sheet. [click here.](#)

2. Click on *send money to a friend* ('friend' is a paypal term for anyone you send money to!)



3. Click on *pay for goods and services*

4. Use our email address [office@sealsswimming.co.uk](mailto:office@sealsswimming.co.uk)  
Click **Next**



5. Choose which payment card you wish to pay with

You can choose *no address required*

Add a note, please put your childs name(s) here  
**CLICK SEND**

